



CUSTOMER NAME

COMPETITION JERSEY



DESIGN INSTRUCTIONS


- Position all artwork/graphics in the Design layer
- Outline all type objects
- Embed all raster objects and ensure they are 200dpi minimum
- Do not flatten or rasterize layers

- Group all artwork within a specific panel
- Convert all colors to CMYK
- Do not use rich black. Black should be (0, 0, 0, 100) only
- Graphics are only registered across the front zipper of jerseys and tops
- Colors represented on screen may vary from those in production

© Copyright 2020 Hyperthreads 1418 Wall Ave., Ogden, UT 84404

Don't forget to:

- Ride hard
- Be awesome
- Show your colors
- Customize you!



CUSTOMER NAME

COMPETITION BIB




DESIGN INSTRUCTIONS

- Position all artwork/graphics in the Design layer
- Outline all type objects
- Embed all raster objects and ensure they are 200dpi minimum
- Do not flatten or rasterize layers
- Group all artwork within a specific panel
- Convert all colors to CMYK
- Do not use rich black. Black should be (0, 0, 0, 100) only
- Graphics are only registered across the front zipper of jerseys and tops
- Colors represented on screen may vary from those in production

© Copyright 2020 Hyperthreads 1418 Wall Ave., Ogden, UT 84404

Don't forget to:

- Ride hard
- Be awesome
- Show your colors
- Customize you!



CUSTOMER NAME

COMPETITION JERSEY

WOMEN




DESIGN INSTRUCTIONS

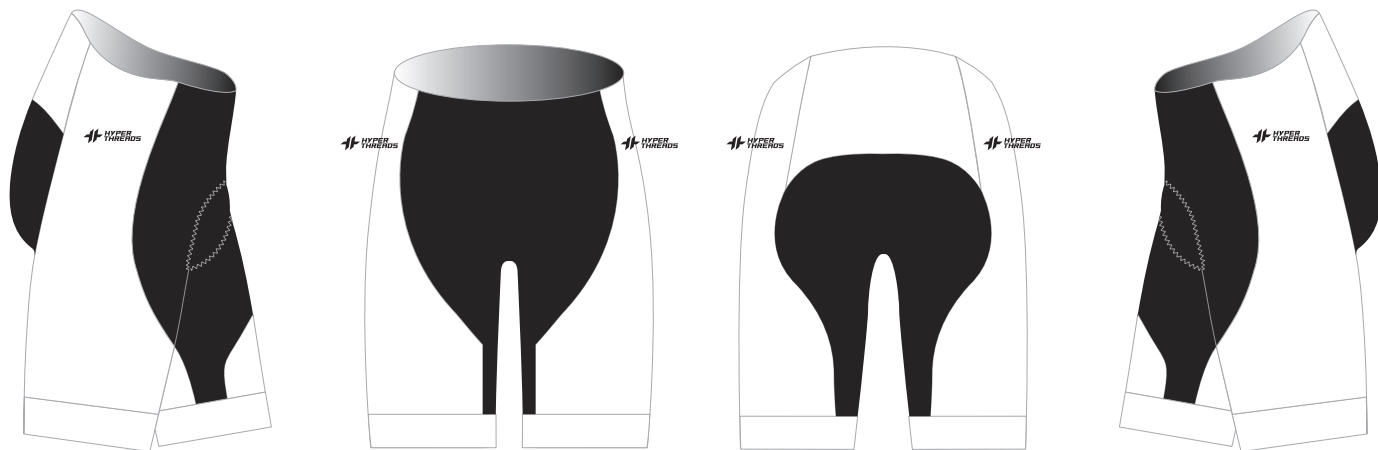
- Position all artwork/graphics in the Design layer
- Outline all type objects
- Embed all raster objects and ensure they are 200dpi minimum
- Do not flatten or rasterize layers
- Group all artwork within a specific panel
- Convert all colors to CMYK
- Do not use rich black. Black should be (0, 0, 0, 100) only
- Graphics are only registered across the front zipper of jerseys and tops
- Colors represented on screen may vary from those in production

© Copyright 2020 Hyperthreads 1418 Wall Ave., Ogden, UT 84404

Don't forget to:

- Ride hard
- Be awesome
- Show your colors
- Customize you!





DESIGN INSTRUCTIONS

- Position all artwork/graphics in the Design layer
- Outline all type objects
- Embed all raster objects and ensure they are 200dpi minimum
- Do not flatten or rasterize layers
- Group all artwork within a specific panel
- Convert all colors to CMYK
- Do not use rich black. Black should be (0, 0, 0, 100) only
- Graphics are only registered across the front zipper of jerseys and tops
- Colors represented on screen may vary from those in production

© Copyright 2020 Hyperthreads 1418 Wall Ave., Ogden, UT 84404

Don't forget to:

- Ride hard
- Be awesome
- Show your colors
- Customize you!

